

6

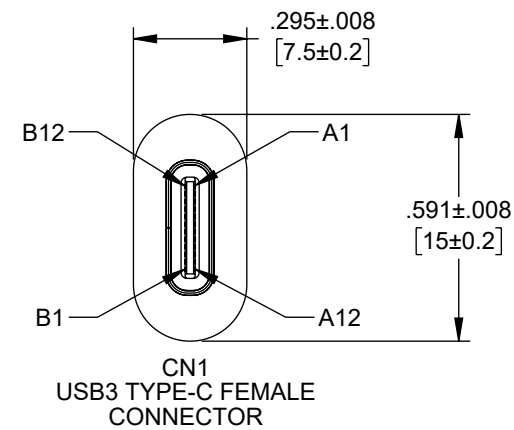
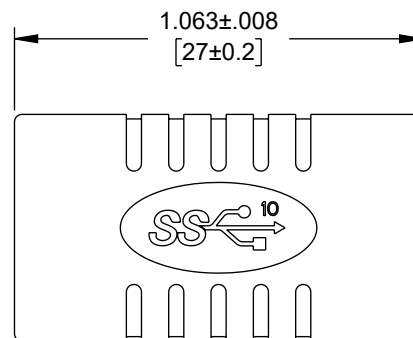
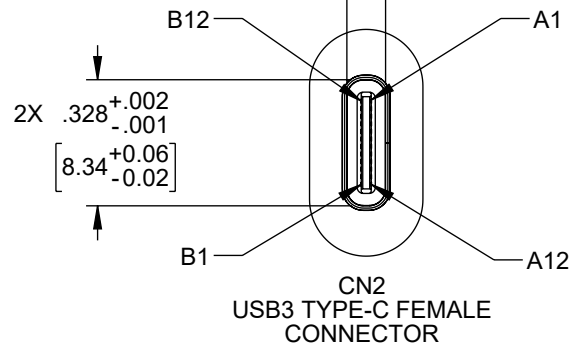
5

4

3

2

1

2X .101±.002
[2.56±0.04]

CN1				CN2			
A1	A12	B1	B12	A1	A12	B1	B12
A4	A9	B4	B9	A4	A9	B4	B9
A5				A5			
B5				B5			
A6	B6			A6	B6		
A7	B7			A7	B7		
A2				B11			
A3				B10			
B11				A2			
B10				A3			
B2				A11			
B3				A10			
A11				B2			
A10				B3			
A8				B8			
B8				A8			
SHELL				SHELL			

NOTES:

- ELECTRICAL TEST:
100% OPEN SHORT MISS WIRE TEST
CONTACT RESISTANCE:5 OHM MAX
INSULATION RESISTANCE:10M OHM/MIN
HI-POT TEST:DC 300V/10ms
PASS 5V3A/10Gbps TEST
- ITEM SHALL BE INDIVIDUALLY PACKAGED.

THE INFORMATION CONTAINED IN THIS DRAWING IS THE SOLE PROPERTY OF INFINITE ELECTRONICS, INC. ANY REPRODUCTION IN PART OR WHOLE WITHOUT THE WRITTEN PERMISSION OF INFINITE ELECTRONICS, INC. IS PROHIBITED. THESE COMMODITIES, TECHNOLOGY OR SOFTWARE WERE EXPORTED FROM THE UNITED STATES IN ACCORDANCE WITH THE EXPORT ADMINISTRATION REGULATIONS. DIVERSION CONTRARY TO U.S. LAW PROHIBITED.

UNLESS OTHERWISE SPECIFIED
LEADING DIMENSIONS ARE INCHES
DIMENSIONS IN [] ARE MILLIMETERS

TOLERANCES:
X = ±.2 [5] FRACTIONS
.XX = ±.02 [0.5] ± 1/32
.XXX = ±.005 [0.13] ANGLES ± 1°

CABLE LENGTH TOLERANCES:
≤12 [305] = +1 [25] / -0
>12 [305] ≤ 60 [1524] = +2 [51] / -0
>60 [1524] ≤ 120 [3048] = +4 [102] / -0
>120 [3048] ≤ 300 [7620] = +6 [152] / -0
>300 [7620] = +5% / -0

ALL DIMENSIONS ARE FOR REFERENCE ONLY
AND SUBJECT TO CHANGE WITHOUT NOTICE.
UN-DIMENSIONED/NON-CRITICAL FEATURES
MAY VARY IN SIZE AND LOCATION
COLORS MAY VARY

L-com
an INFINIT® brand

Website: www.L-com.com
Phone: 1.800.341.5266 | 1.978.682.6936



INTERPRET ALL DIMENSIONS AND
TOLERANCES PER ASME Y14.5

SCALE	SHEET
NONE	1 OF 1

DESCRIPTION

USB 3.1 ADAPTER, C FEMALE TO C FEMALE

SIZE	CAGE CODE	DRAWN BY	ITEM NO.	REV
A	43321	AKRESOWSKI	LU3CFCF	A

6

5

4

3

2

1