

6

5

4

3

2

1

REVISION				
ZONE	REV	DESCRIPTION	DATE	CHANGED BY
	A	INITIAL RELEASE	08/01/2025	BZHANG
				WLI

F

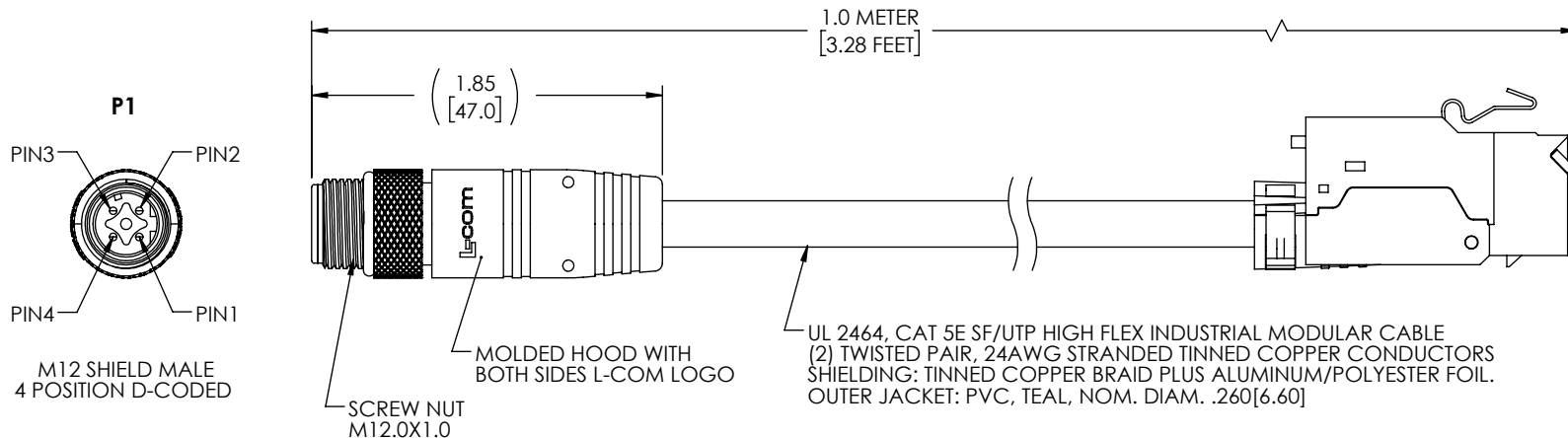
E

D

C

B

A



NOTES

MATERIAL:

MOLDED HOOD: PVC, BLACK, UV RESISTANCE
M12 INSULATOR: NYLON, BLACK
M12 SHELL/SCREW NUT: BRASS, NICKEL PLATE
M12 CONTACTS: PHOSPHOR BRONZE, 15μ" MIN. GOLD PLATE
RJ45 JACK HOUSING/CAP: ZINC ALLOY DIE-CAST
RJ45 JACK INSULATOR: HIGH IMPACT FLAME RETARDANT PLASTIC
RJ45 JACK SPRING SHIELDING: COPPER ALLOY, NICKEL PLATE
RJ45 JACK CONTACTS: PHOSPHOR BRONZE, GOLD PLATE IN CONTACT AREA OVER NICKEL PLATE

ELECTRICAL:

NOMINAL VOLTAGE RATING: 125 VAC/VDC
MAX CURRENT: 1.5A

APPLICATION:

INGRESS PROTECTION RATING IS IP67 (MATED, P1 ONLY).

ENVIRONMENTAL:

OPERATING TEMPERATURE RANGE: -40°C TO +68°C
CABLE JACKET: OIL, SUNLIGHT and WELD SPLATTER RESISTANT
CABLE FLEX LIFE: 1 MILLION CYCLE TEST (10X CABLE OD)
10 MILLION CYCLE TEST (20X CABLE OD)

MISCELLANEOUS

CABLE ASSEMBLIES TO BE TESTED FOR CONTINUITY
CABLE ASSEMBLY SHALL BE INDIVIDUALLY PACKAGED IN ACCORDANCE WITH L-COM SPECIFICATION PS-0031.

REGULATORY COMPLIANCE:

EU RoHS DIRECTIVE (MOST RECENT RELEASED VERSION)

THE INFORMATION CONTAINED IN THIS DRAWING IS THE SOLE PROPERTY OF INFINITE ELECTRONICS, INC. ANY REPRODUCTION IN PART OR WHOLE WITHOUT THE WRITTEN PERMISSION OF INFINITE ELECTRONICS, INC. IS PROHIBITED. THESE COMMODITIES, TECHNOLOGY OR SOFTWARE WERE EXPORTED FROM THE UNITED STATES IN ACCORDANCE WITH THE EXPORT ADMINISTRATION REGULATIONS. DIVERSION CONTRARY TO U.S. LAW PROHIBITED.

LC LG Rev-D5 Asize

6

5

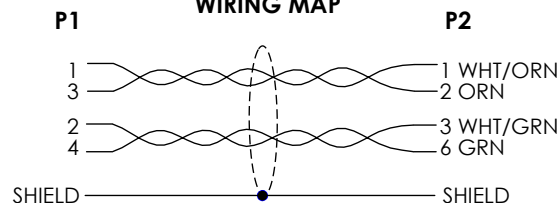
4

3

2

1

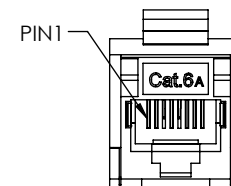
WIRING MAP



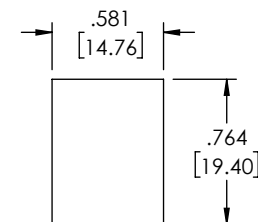
P2



RJ45(8P8C) FIELD-TERM
SHIELD JACK WITH DOOR



DOOR REMOVED
FOR CLARITY



RECOMMENDED
PANEL OPENING

UNLESS OTHERWISE SPECIFIED
LEADING DIMENSIONS ARE INCHES
DIMENSIONS IN [] ARE MILLIMETERS

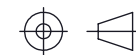
TOLERANCES:
X = ±.2 [5] FRACTIONS
XX = ±.02 [0.5] ± 1/32
XXX = ±.005 [0.13] ANGLES ± 1°

CABLE LENGTH TOLERANCES:
≤12 [305] = +1 [25] / -0
>12 [305] ≤ 60 [1524] = +2 [51] / -0
>60 [1524] ≤ 120 [3048] = +4 [102] / -0
>120 [3048] ≤ 300 [7620] = +6 [152] / -0
>300 [7620] = +5% / -0

ALL DIMENSIONS ARE FOR REFERENCE ONLY
AND SUBJECT TO CHANGE WITHOUT NOTICE.
UN-DIMENSIONED/NON-CRITICAL FEATURES
MAY VARY IN SIZE AND LOCATION
COLORS MAY VARY

L-com
an INFINIT® brand

Website: www.L-com.com
Phone: 1.800.341.5266 | 1.978.682.6936



INTERPRET ALL DIMENSIONS AND
TOLERANCES PER ASME Y14.5

SCALE SHEET

NONE 1 OF 1

DESCRIPTION				
C5E M12MD/FRJ45 PVC 24 TEL				
SIZE	CAGE CODE	DRAWN BY	ITEM NO.	REV
A	43321	BZHANG	TRG525-C4T-1M	A