

6

5

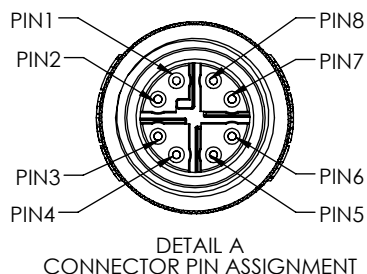
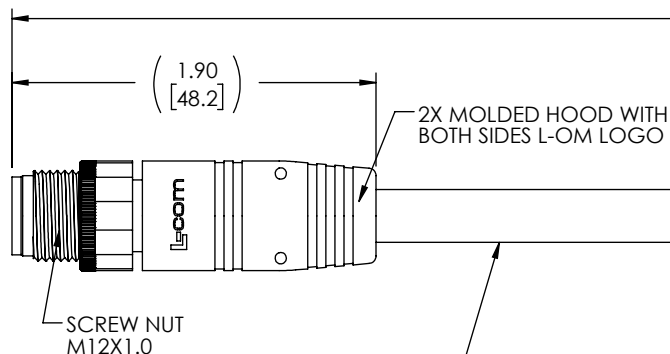
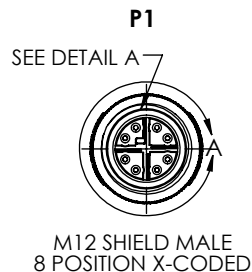
4

3

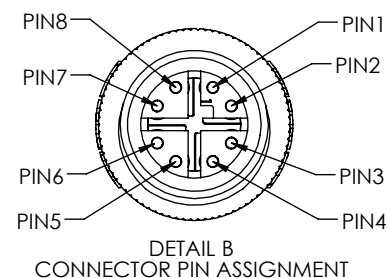
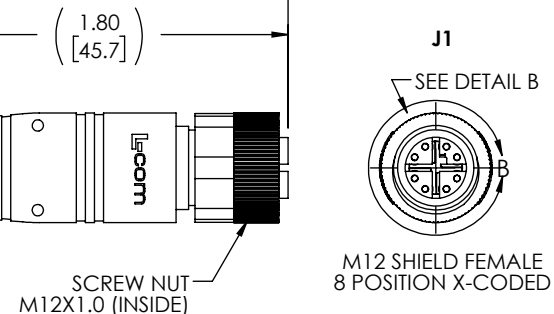
2

1

REVISION					
ZONE	REV	DESCRIPTION	DATE	CHANGED BY	APPROVED
	A	INITIAL RELEASE	08/04/2025	BZHANG	WLI



UL 2464, CAT 6A SF/UTP HIGH FLEX INDUSTRIAL MODULAR CABLE
(4) TWISTED PAIR, 26AWG STRANDED BARE COPPER CONDUCTORS
SHIELDING: ALUMINUM/POLYESTER FOIL PLUS TINNED COPPER BRAID
OUTER JACKET: PVC, TEAL, NOM. DIAM. .276[7.0]



NOTES

MATERIAL:

MOLDED HOOD: PVC, BLACK,UV RESISTANCE
M12 INSULATOR: NYLON, BLACK
M12 SHELL/SCREW NUT: BRASS, NICKEL PLATE
M12 CONTACTS: PHOSPHOR BRONZE,15" MIN. GOLD PLATE

ELECTRICAL:

NOMINAL VOLTAGE RATING: 48 VAC/VDC
MAX CURRENT: 0.5A

APPLICATION:

INGRESS PROTECTION RATING IS IP67 (MATED).

ENVIRONMENTAL:

OPERATING TEMPERATURE RANGE: -40°C TO +75°C
CABLE JACKET: OIL, SUNLIGHT and WELD SPLATTER RESISTANT
CABLE FLEX LIFE: 1 MILLION CYCLE TEST (10X CABLE OD)
10 MILLION CYCLE TEST (20X CABLE OD)

MISCELLANEOUS

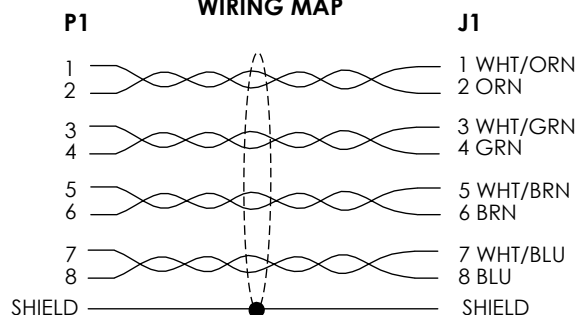
CABLE ASSEMBLIES TO BE TESTED FOR CONTINUITY
WIRED TO IEC 61076-2-109 STANDARDS
CABLE ASSEMBLY SHALL BE INDIVIDUALLY PACKAGED IN
ACCORDANCE WITH L-COM SPECIFICATION PS-0031.

REGULATORY COMPLIANCE:

EU RoHS DIRECTIVE (MOST RECENT RELEASED VERSION)

THE INFORMATION CONTAINED IN THIS DRAWING IS THE SOLE PROPERTY OF INFINITE ELECTRONICS, INC. ANY REPRODUCTION IN PART OR WHOLE WITHOUT THE WRITTEN PERMISSION OF INFINITE ELECTRONICS, INC. IS PROHIBITED. THESE COMMODITIES, TECHNOLOGY OR SOFTWARE WERE EXPORTED FROM THE UNITED STATES IN ACCORDANCE WITH THE EXPORT ADMINISTRATION REGULATIONS. DIVERSION CONTRARY TO U.S. LAW PROHIBITED.

WIRING MAP



PARTNUMBER	LENGTH	
	METERS	FEET
TRG608-C6T-05M	0.5	1.64
TRG608-C6T-1M	1.0	3.28
TRG608-C6T-2M	2.0	6.56
TRG608-C6T-3M	3.0	9.84
TRG608-C6T-5M	5.0	16.41
TRG608-C6T-10M	10.0	32.82
TRG608-C6T-15M	15.0	49.22

UNLESS OTHERWISE SPECIFIED
LEADING DIMENSIONS ARE INCHES
DIMENSIONS IN [] ARE MILLIMETERS

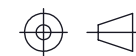
TOLERANCES:
X = ±.2 [5] FRACTIONS
XX = ±.02 [0.5] ± 1/32
XXX = ±.005 [0.13] ANGLES ± 1°

CABLE LENGTH TOLERANCES:
≤12 [305] = +1 [25] / -0
>12 [305] ≤ 60 [1524] = +2 [51] / -0
>60 [1524] ≤ 120 [3048] = +4 [102] / -0
>120 [3048] ≤ 300 [7620] = +6 [152] / -0
>300 [7620] = +5% / -0

ALL DIMENSIONS ARE FOR REFERENCE ONLY
AND SUBJECT TO CHANGE WITHOUT NOTICE.
UN-DIMENSIONED/NON-CRITICAL FEATURES
MAY VARY IN SIZE AND LOCATION
COLORS MAY VARY

L-com
an INFINIT® brand

Website: www.L-com.com
Phone: 1.800.341.5266 | 1.978.682.6936



INTERPRET ALL DIMENSIONS AND
TOLERANCES PER ASME Y14.5

SCALE SHEET
NONE 1 OF 1

DESCRIPTION				
C6A M12X M/F PVC 26 TEL				
SIZE	CAGE CODE	DRAWN BY	ITEM NO.	REV
A	43321	BZHANG	TRG608-C6T	A

6

5

4

3

2

1