

6

5

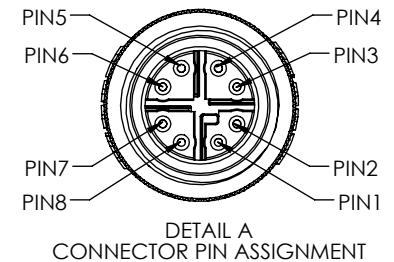
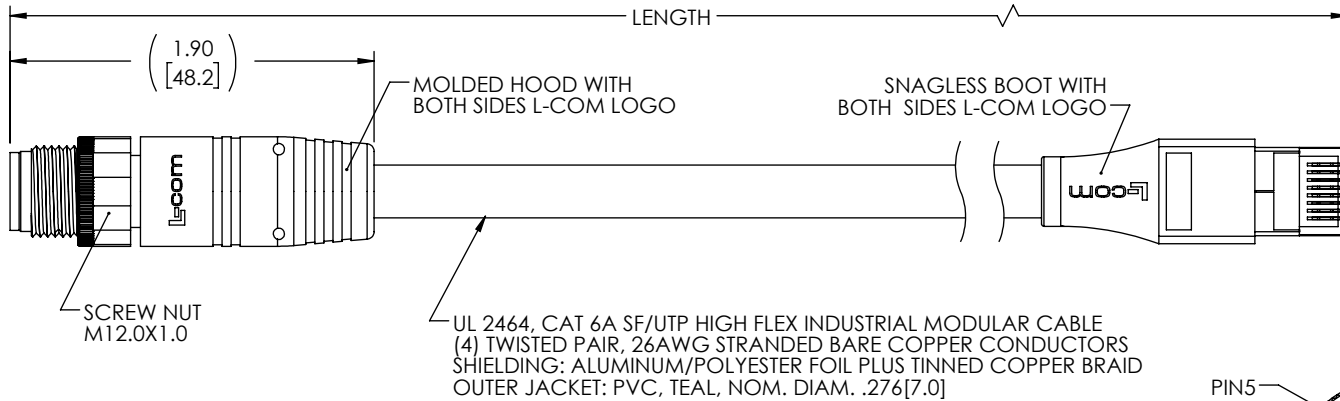
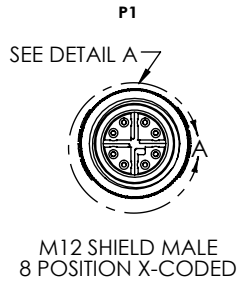
4

3

2

1

REVISION					
ZONE	REV	DESCRIPTION	DATE	CHANGED BY	APPROVED
	A	INITIAL RELEASE	08/04/2025	BZHANG	WLI



## NOTES

### MATERIAL:

MOLDED HOOD: PVC, BLACK,UV RESISTANCE  
M12 INSULATOR: NYLON, BLACK  
M12 SHELL/SCREW NUT: BRASS ,NICKEL PLATE  
M12 CONTACTS: PHOSPHOR BRONZE,15μ" MIN. GOLD PLATE  
SNAGLESS BOOT: LOW SMOKE ZERO HALOGEN, BLACK  
RJ45 HOUSING: POLYCARBONATE, CLEAR UL94 V-0  
RJ45 SHIELD/STRAIN RELIEF: BRASS, NICKEL PLATE  
RJ45 CONTACTS: PHOSPHOR BRONZE, 50μ" MIN. GOLD PLATE  
IN CONTACT AREA OVER NICKEL PLATE OVERALL

### ELECTRICAL:

NOMINAL VOLTAGE RATING: 48 VAC/VDC  
MAX CURRENT: 0.5A

### APPLICATION:

INGRESS PROTECTION RATING IS IP67 (MATED ,P1 ONLY).

### ENVIRONMENTAL:

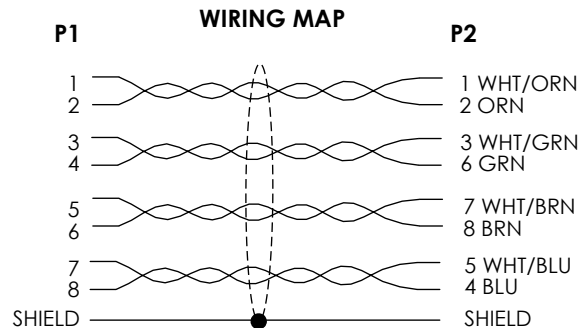
OPERATING TEMPERATURE RANGE: -40°C TO +75°C  
CABLE JACKET: OIL, SUNLIGHT and WELD SPLATTER RESISTANT  
CABLE FLEX LIFE: 1 MILLION CYCLE TEST (10X CABLE OD)  
10 MILLION CYCLE TEST (20X CABLE OD)

### MISCELLANEOUS

CABLE ASSEMBLIES TO BE TESTED FOR CONTINUITY  
WIRED TO IEC 61076-2-109 STANDARDS  
CABLE ASSEMBLY SHALL BE INDIVIDUALLY PACKAGED IN  
ACCORDANCE WITH L-COM SPECIFICATION PS-0031.

### REGULATORY COMPLIANCE:

EU ROHS DIRECTIVE (MOST RECENT RELEASED VERSION)



PART NUMBER	LENGTH	
	METERS	FEET
TRG610-C6T-05M	0.5	1.64
TRG610-C6T-1M	1.0	3.28
TRG610-C6T-2M	2.0	6.56
TRG610-C6T-3M	3.0	9.84
TRG610-C6T-5M	5.0	16.41
TRG610-C6T-10M	10.0	32.82
TRG610-C6T-15M	15.0	49.22

UNLESS OTHERWISE SPECIFIED  
LEADING DIMENSIONS ARE INCHES  
DIMENSIONS IN [ ] ARE MILLIMETERS

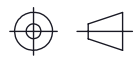
TOLERANCES:  
X = ±.2 [5] FRACTIONS  
XX = ±.02 [0.5] ± 1/32  
XXX = ±.005 [0.13] ANGLES ± 1°

CABLE LENGTH TOLERANCES:  
≤12 [305] = +1 [25] / -0  
>12 [305] ≤ 60 [1524] = +2 [51] / -0  
>60 [1524] ≤ 120 [3048] = +4 [102] / -0  
>120 [3048] ≤ 300 [7620] = +6 [152] / -0  
>300 [7620] = +5% / -0

ALL DIMENSIONS ARE FOR REFERENCE ONLY  
AND SUBJECT TO CHANGE WITHOUT NOTICE.  
UN-DIMENSIONED/NON-CRITICAL FEATURES  
MAY VARY IN SIZE AND LOCATION  
COLORS MAY VARY

**L-com®**  
an INFINIT® brand

Website: [www.L-com.com](http://www.L-com.com)  
Phone: 1.800.341.5266 | 1.978.682.6936



INTERPRET ALL DIMENSIONS AND  
TOLERANCES PER ASME Y14.5

SCALE SHEET

NONE 1 OF 1

DESCRIPTION

C6A M12X M/RJ45 PVC 26 TEL

SIZE	CAGE CODE	DRAWN BY	ITEM NO.	REV
A	43321	BZHANG	TRG610-C6T	A

THE INFORMATION CONTAINED IN THIS DRAWING IS THE SOLE PROPERTY OF INFINITE ELECTRONICS, INC. ANY REPRODUCTION IN PART OR WHOLE WITHOUT THE WRITTEN PERMISSION OF INFINITE ELECTRONICS, INC. IS PROHIBITED. THESE COMMODITIES, TECHNOLOGY OR SOFTWARE WERE EXPORTED FROM THE UNITED STATES IN ACCORDANCE WITH THE EXPORT ADMINISTRATION REGULATIONS. DIVERSION CONTRARY TO U.S. LAW PROHIBITED.

6

5

4

3

2

1