


Low Loss Ultra Flexible LMR-240-UF Indoor / Outdoor Rated Coax Cable Double Shielded with Black TPE Jacket By The Foot



LMR-240-UF-LC

Times Microwave Systems Coax Cable Specification

Configuration

- Indoor / Outdoor Flexible Cable
- 2 Shield(s)

Features

- TPE Jacket
- Max operating temperature 85°C
- Min Install Bend radius of 2.5 inches
- Phase Velocity 84% VoP
- Max operating Frequency of 8 GHz

Applications

- Antenna Installs
- RF Test systems
- General Purpose RF Interconnect
- Laboratory applications

Description

LMR-240-UF-LC coax cable from L-com is only one of a large number of radio frequency coaxial cable types specifically stocked to be ready for quick shipment. L-com Microwave LMR-240-UF-LC coax cable is manufactured in a flexible design and has a 50 Ohm impedance. This low loss flexible 50 Ohm coax cable LMR-240-UF-LC is constructed with a 0.24 inch diameter and Black TPE jacket.

LMR-240-UF-LC flexible 50 Ohm coax cable with TPE jacket is rated for a 8 GHz maximum operating frequency. This 50 Ohm 0.24 inch diameter and low loss flexible coax cable is built with a double shield count and RF shielding of 90 dB. L-com Microwave LMR-240-UF-LC coax is constructed with PE (F) dielectric and a maximum operating temperature of 85 degrees C. Times Microwave LMR-240-UF-LC coax cable specs for this wire properties can be found on its RF coax cable LMR-240-UF-LC datasheet.


LMR-240-UF-LC cable is part of more than one million RF, microwave parts in stock at L-com. This Times Microwave low loss LMR-240-UF-LC coax cable is ready to buy and can be shipped worldwide. L-com also maintains a wide selection of other radio frequency coaxial cable types that ship same-day from our warehouse as with the rest of our other RF/microwave components.

* LMR™ is a trademark of Times Microwave Systems.

Electrical Specifications

Description	Minimum	Typical	Maximum	Units
Frequency Range	DC		8	GHz
Impedance		50		Ohms
Velocity of Propagation		84		%
Time Delay		1.21 [3.97]		ns/ft [ns/m]
Shielding Effectiveness	90			dB
Dielectric Withstanding Voltage (DC)			1,500	Vdc
Jacket Spark			5,000	Vrms
Inner Conductor DC Resistance			4.28	Ohms/1000ft
Outer Conductor DC Resistance			3.89	Ohms/1000ft
Nominal Capacitance		24.2 [79.4]		pF/ft [pF/m]
Nominal Inductance		0.06 [0.2]		uH/ft [uH/m]

Low Loss Ultra Flexible LMR-240-UF Indoor / Outdoor Rated Coax Cable Double Shielded with Black TPE Jacket By The Foot



LMR-240-UF-LC

Electrical Specifications

Description	Minimum	Typical	Maximum	Units
Input Power (Peak)			5.6	kWatts

Performance by Frequency Band

Description	F1	F2	F3	F4	F5	Units
Frequency	50	150	220	450	900	MHz
Attenuation, Typ	2.1	3.6	4.4	6.3	9.1	dB/100ft
	6.89	11.81	14.44	20.67	29.86	dB/100m
Input Power (CW), Max	960	550	450	310	220	Watts

Description	F6	F7	F8	F9	F10	Units
Frequency	1.5	1.8	2	2.5	5.8	GHz
Attenuation, Typ	11.8	13	13.8	15.5	24.4	dB/100ft
	38.71	42.65	45.28	50.85	80.05	dB/100m
Input Power (CW), Max	170	150	140	130	80	Watts

Electrical Specification Notes:

Values at 25°C, sea level.//Attenuation = $0.290501 \cdot \sqrt{\text{FMHz}} + 0.000396$


Mechanical Specifications

Diameter	0.24 in [6.1 mm]
Weight	0.03 lbs/ft [0.04 kg/m]
Min. Bend Radius (Installation)	0.75 in [19.05 mm]
Min. Bend Radius (Repeated)	2.5 in [63.5 mm]
Bending Moment	0.13 lbs-ft [0.18 N-m]
Tensile Strength	80 lbs [36.29 kg]
Flat Plate Crush	13 lbs/in [0.23 kg/mm]

Construction Specifications

Description	Material and Plating	Diameter
Inner Conductor	Copper, Strand	0.056 in [1.42 mm]
Conductor Type	Stranded	
Dielectric	PE (F)	0.15 in [3.81 mm]
First Shield	Aluminum Tape	0.155 in [3.94 mm]
Second Shield	Tinned Copper Braid	0.178 in [4.52 mm]
Jacket	TPE, Black	0.24 in [6.1 mm]

Low Loss Ultra Flexible LMR-240-UF Indoor / Outdoor Rated Coax Cable Double Shielded with Black TPE Jacket By The Foot



LMR-240-UF-LC

Environmental Specifications

Temperature

Operating Range	-40 to +85 deg C
Installation Range	-40 to +85 deg C
Storage Range	-70 to +85 deg C

Environmental Specification Notes:
Designed for indoor and outdoor use.

Compliance Certifications (see [product page](#) for current document)

Plotted and Other Data

Notes:

Low Loss Ultra Flexible LMR-240-UF Indoor / Outdoor Rated Coax Cable Double Shielded with Black TPE Jacket By The Foot from L-com has same day shipment for domestic and International orders. Our portfolio includes coaxial cable assemblies, connectors, adapters and custom products as well as lightning and surge protectors, NEMA rated enclosures, and an RF product line which includes antennas, amplifiers, passive, and active components.

URL: <https://www.l-com.com/low-loss-ultra-flexible-lmr-240-uf-indoor-outdoor-rated-coax-cable-double-shielded-black-tpe-jacket-by-the-foot-lmr-240-uf-lc-p.aspx>

The information contained within this document is accurate to the best of our knowledge and representative of the part described herein. It may be necessary to make modifications to the part and/or the documentation of the part in order to implement improvements. L-com reserves the right to make such changes as required. Unless otherwise stated, all specifications are nominal. L-com does not make any representation or warranty regarding the suitability of the part described herein for any particular purpose, and L-com does not assume liability arising out of the use of any part or document.

LMR-240-UF-LC CAD Drawing

Low Loss Ultra Flexible LMR-240-UF Indoor / Outdoor Rated Coax Cable
 Double Shielded with Black TPE Jacket By The Foot

